



M. Ed. Degrees REPORT 2017-2019



WE TEACH TE_{AS}

Providing a quality education workforce across the Texas Panhandle.


Contents

Introduction - 03

Masters in Education Review- 04

Specific Program Spotlights - 05

Overall Percentages - 08



498

Total Degreed Candidates



9

M. Ed. Non-Teaching Programs

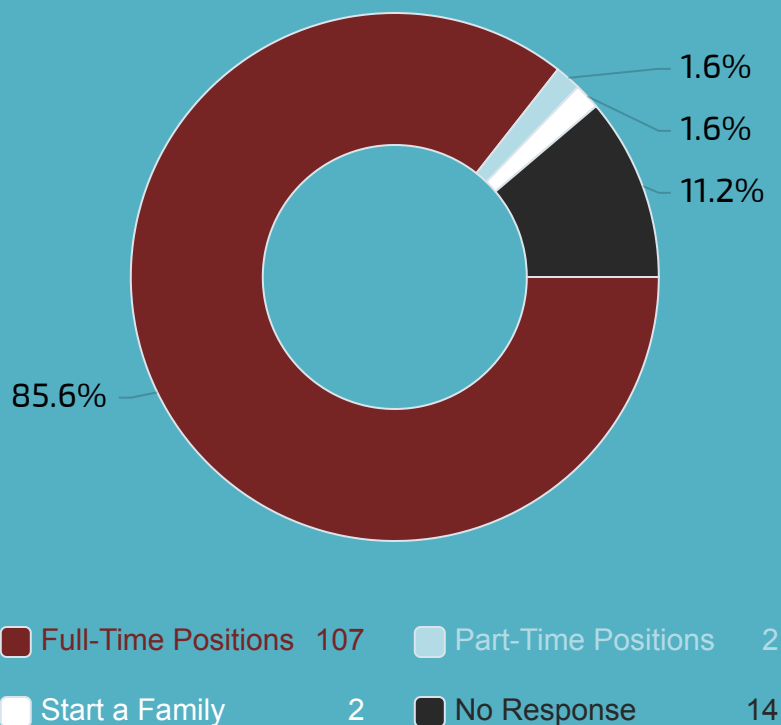


Guided by the democratic purposes of American education, the mission of the Department of Education at WTAMU is to prepare professional educators who are confident, skilled, and reflective critical thinkers, effective communicators, advocates of diverse learners, users of technology, life-long learners, and stewards of the profession.

~Education Department Mission

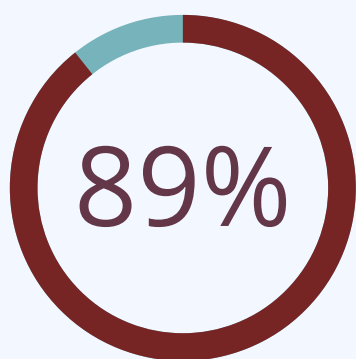
The West Texas A&M University Teacher Preparation Program continues to encourage candidates through the degree and certification completion process. The information collected spans over the last three years representing candidate demographics including age, race/ethnicity, first generation to attend college and whether the candidate transferred from another community college or university. This longitudinal data collection included such post-graduation results as full or part time employment in or out of the field studied at WTAMU, internships acquired, continuing educational hours in addition to searching for employment or no employment due to starting a family. The data shows that candidates' age range from 22 years old to 69 years old at the time of degree attainment. The majority of education candidates are female at 81% and non-Hispanic at 78%. This report will look specifically at the Educational Leadership, Educational Diagnostician, Curriculum and Instruction, and School Counseling degrees.

Educational Leadership Review

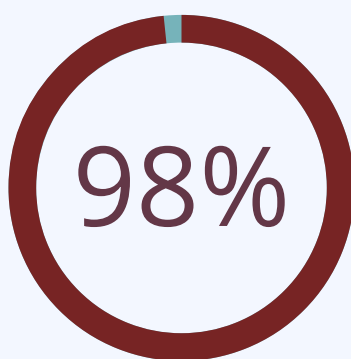


Where are candidates now?

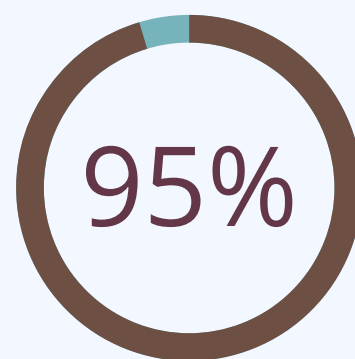
The data below represents the percentages of responses only. Candidates who did not respond have been removed to represent the known outcomes of Masters in Educational Leadership candidates post graduation.



From the 125 degreeed candidates, 111 responded to the survey.

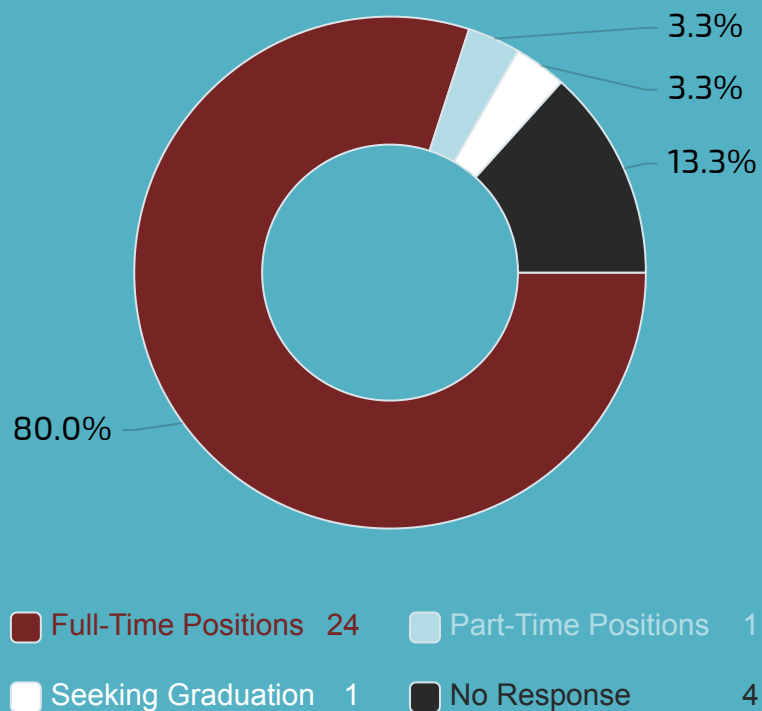


Out of the 111 respondents, 109 reported finding jobs.



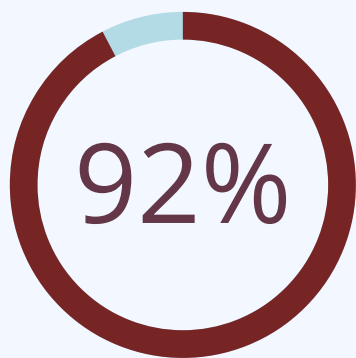
One hundred five of the 111 respondents reported full time job attainment in the same field of study.

Educational Diagnostition Review

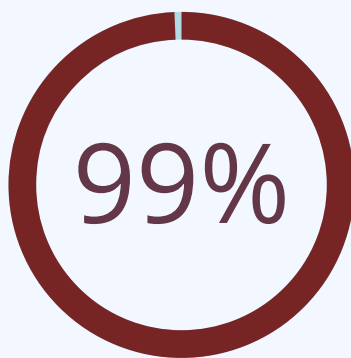


Where are candidates now?

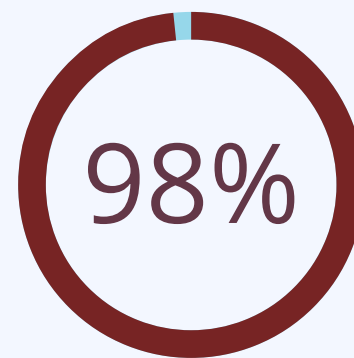
The data below represents the percentages of responses only. Candidates not responding have been removed to represent the known outcomes of Masters in Educational Diagnostician candidates post graduation.



From the 87 degreed candidates, 80 responded to the survey.

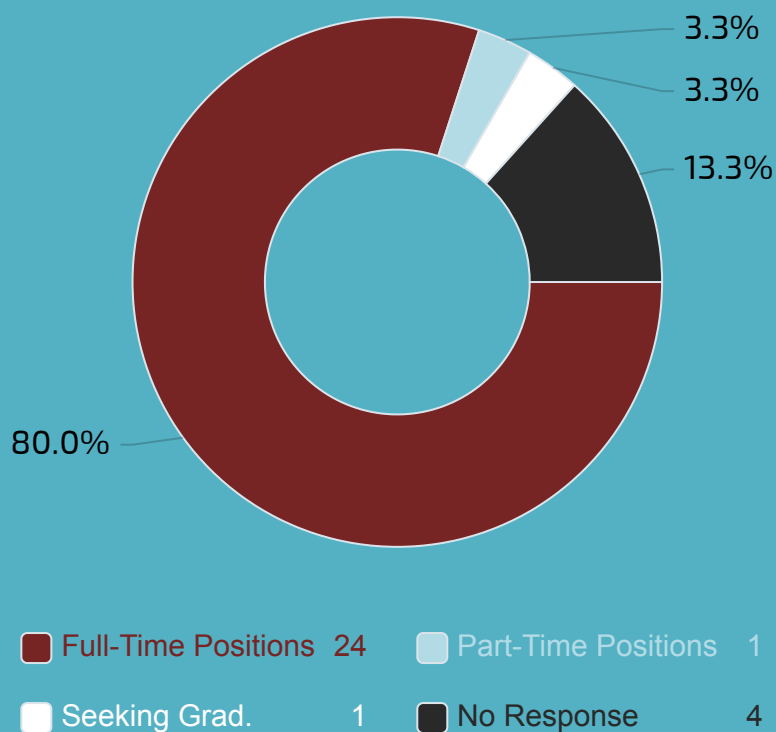


Out of the 87 respondents, 86 reported finding jobs or continued their education.



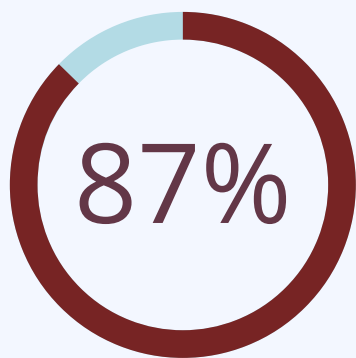
Eighty-five of the 87 respondents reported full time job attainment in the same field of study.

School Counseling Review



Where are our candidates now?

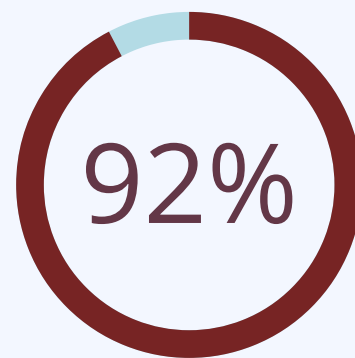
The data below represents the percentages of responses only. Candidates not responding have been removed to represent the known outcomes of Masters in School Counseling candidates post graduation.



From the 30 degreeed candidates, 26 responded to the survey.

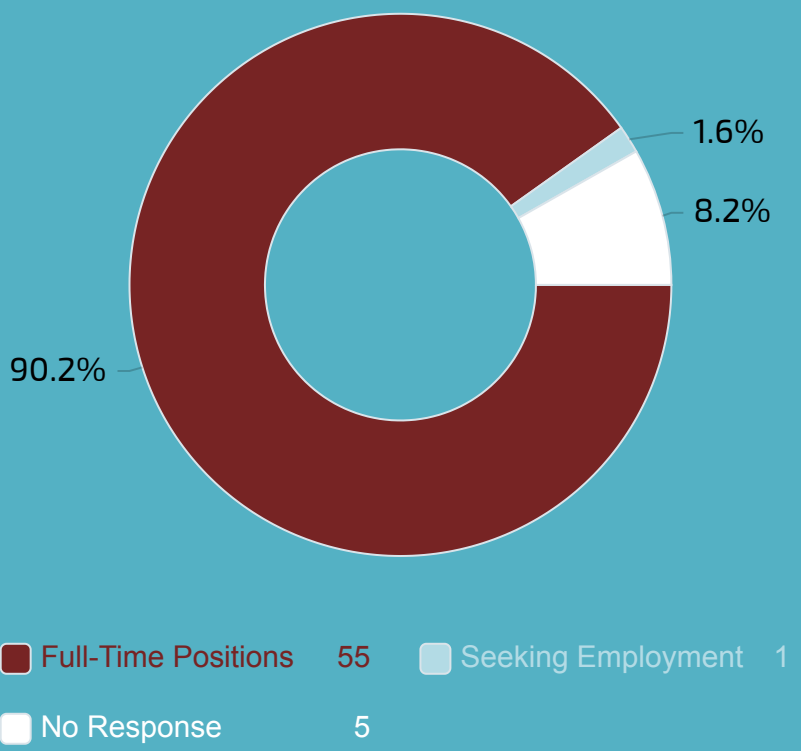


Out of the 26 respondents, all 26 reported finding jobs or continuing their education.



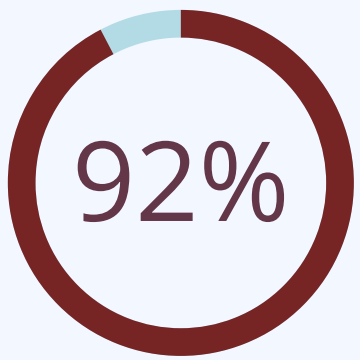
Twenty-four of the 26 respondents reported full time job attainment in the same field of study.

Curriculum & Instruction Review



Where are our candidates now?

The data below represents the percentages of responses only. Candidates not responding have been removed to represent the known outcomes of Masters in Curriculum and Instruction candidates with infuses on Reading and Special Education post graduation.



From the 61 degreed candidates, 56 responded to the survey.



Reading Emphasis:
Out of 7 total degreed candidates, only 4 responded. All 4 have full time jobs in their field of study.



Special Ed. Emphasis:
Out of 12 total degreed candidates, only 11 responded. All 11 have full time jobs in their field of study.

Overall Percentages

90%

Responded to survey regarding post-graduation placements.

98%

Reported job attainment; internships or continuing thier education.

91%

Reported full time employment in major field of study.